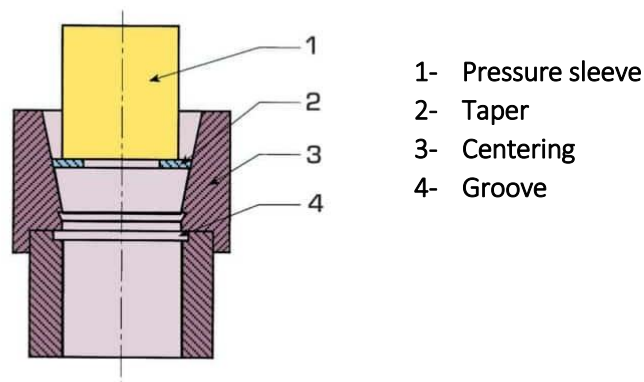


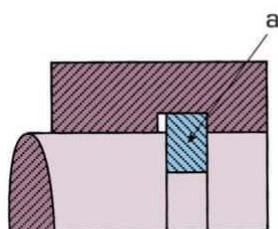
ASSEMBLY INSTRUCTIONS FOR AXIALLY-ASSEMBLED INTERNAL RETAINING RINGS DIN 472 / DIN 984 / JV / JL / SB 2000-5000 / 2008-5008 / 2001-5001

During assembly, the ring undergoes very high pressures. In order to avoid any possible permanent deformation, the closing of the ring should be limited. The use of loading tapers and proper pliers provided with stop and return screw is highly recommended, as they can assure a minimum and gradual closing of the retaining ring.



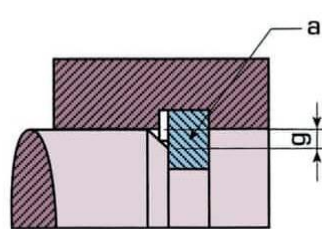
The axial load bearing capacity of the ring is maximum in the conditions shown in Figure 1, which is with a sharp edge. In case of a chamfered support "g" (Figure 2), the capacity decreases in relation to this value. In this case, gripping can be improved by inserting a support washer type DIN 988 (Figure 3).

Figure 1



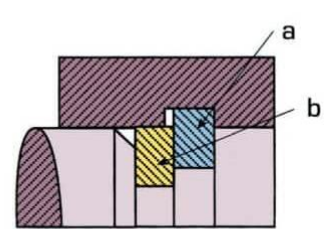
a- Ring DIN 472

Figure 2



a- Ring DIN 472

Figure 3



a- Ring DIN 472
b- Support washers DIN 988