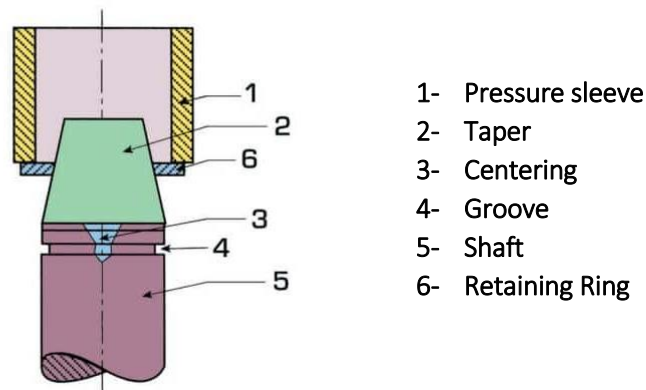


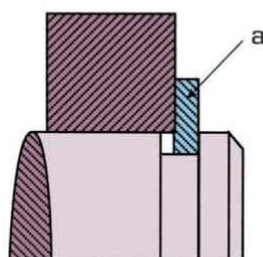
## ASSEMBLY INSTRUCTIONS FOR AXIALLY-ASSEMBLED EXTERNAL RETAINING RINGS DIN 471 / DIN 983 / AV / AL / SW 2100-5100 / 2160-5160 / 2108-5108 / 2101-5101

During assembly, the ring undergoes very high pressures. In order to avoid any possible permanent deformation, the opening of the ring should be limited. The use of loading tapers and proper pliers provided with stop and return screw is highly recommended, as they can assure a minimum and gradual opening of the retaining ring.



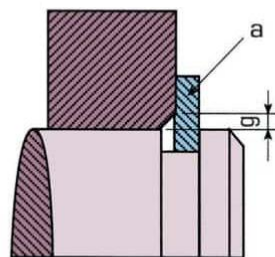
The axial load bearing capacity of the ring is maximum in the conditions shown in Figure 1, which is with a sharp edge. In case of a chamfered support "g" (Figure 2), the capacity decreases in relation to this value. In this case, gripping can be improved by inserting a support washer type DIN 988 (Figure 3).

Figure 1



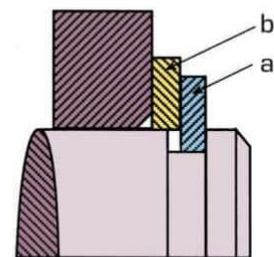
a- Ring DIN 471

Figure 2



a- Ring DIN 471

Figure 3



a- Ring DIN 471  
b- Support washers DIN 988